










DTC TABLE [IMMOBILIZER SYSTEM]

B3E090201077W03

DTC				Detection condition	Page
Security light flashing pattern		WDS or equivalent display*			
		Instrument cluster	PCM		
11		B1681	P1260	No detected communication with the coil	SECURITY LIGHT 11, DTC B1681/P1260
12		B2103	P1260	<ul style="list-style-type: none">Coil antenna malfunctionThe PCM determined a malfunction in the coil antenna even though it is normal.	SECURITY LIGHT 12, DTC B2103/P1260
13		B1600	P1260	The key ID number data cannot be read.	SECURITY LIGHT 13, DTC B1600/P1260
		B2431	P1260	Key ID number registration error	SECURITY LIGHT 13, DTC B2431/P1260
14		B1602	P1260	The instrument cluster cannot read key ID number data normally.	SECURITY LIGHT 14, DTC B1602/P1260
15		B1601	P1260	The instrument cluster has detected unregistered key ID number.	SECURITY LIGHT 15, DTC B1601/P1260
16		U2510	P1260	Communication error between the instrument cluster and the PCM (no response)	SECURITY LIGHT 16, DTC U2510/P1260, U1147/P1260
		U1147	P1260	Communication error between the instrument cluster and the PCM (mismatched conditions)	
21		B1213	P1260	Only one key ID number is registered.	SECURITY LIGHT 21, DTC B1213/P1260
22		B2141	P1260	Communication error between the instrument cluster and the PCM (data transfer error)	SECURITY LIGHT 22, DTC B2141/P1260
23		B2139	P1260	ID number data in the PCM and the instrument cluster do not match.	SECURITY LIGHT 23, DTC B2139/P1260
Not illuminated		B1342	-	Instrument cluster malfunction	DTC B1342 [IMMOBILIZER SYSTEM]

* : The letters at the beginning of each DTC are only displayed when using the WDS or equivalent, and refer to the following: B= Body system, P= Powertrain system, U= Network communication system.